



Since 1966

SK VALVES

RESILIENT SEATED GATE VALVES



彈性座封閘閥

Resilient Seated Gate Valves ■

彈性座封閘閥 Ø50 ~ Ø1200mm
(2" ~ 48")

Resilient Seated Gate Valves (FM APPROVED) ■

FM 防火認證彈性座封閘閥 Ø50 ~ Ø300mm
(2" ~ 12")

Signal Gate Valve ■

可傳訊閘閥 Ø50 ~ Ø300mm
(2" ~ 12")



叶光閥業股份有限公司 SHYE KUANG VALVES MFG CO.,LTD.
恩盈企業股份有限公司 EN IN ENTERPRISE CO.,LTD.

■ 總公司 Headquarter

923屏東縣萬巒鄉佳興路83號 No. 83, Chia-Hsing Rd., Wan-Luan, Pingtung 923, Taiwan R.O.C.

TEL : +886-8-783-3834 FAX : +886-8-783-3734

E-mail: international@skvalves.com.tw



www.skvalves.com.tw

■ 本公司對型錄所列之材質與尺寸保留認為必要時作修改之權利，或依客戶需求設計，實際尺寸及材質仍以客戶訂購時所提供之圖說為準。

SK Valves reserves the right to modify the materials or/and dimensions of the products as provided hereunder from time to time if necessary, or in accordance with the request of clients. The actual dimensions or/and material used are subject to the customer's request after placing the order.

RV- RESILIENT SEATED GATE VALVES

彈性密封

Resilient gate valve (RV) is a kind of rubber seated gate valve with fixed nuts and disc. This type of valve has the advantages of light operating, not easy to get clogged and corrosive with exceptional resilience and life service.

RV-彈性座封閘閥是一種橡膠閥座閘閥，以螺帽固定閥瓣。
此閥操作輕便，無堵塞無鏽蝕，且具有良好的回復彈性和使用壽命。

FEATURES 設計特點

1 Advanced design, light operating, easy to maintain.

操作省力和維護容易的先進設計。

2 Body and cover made of high- grade ductile iron have less weight than CI valve does by 20%- 30%.

閥體和閥蓋使用高等級延性球墨鑄鐵製造，其重量較鑄鐵製閘閥輕20%~30%。

3 Flat body design which can avoid clogging. Disc covered by the high-grade rubber satisfies the water drinking standard.

平滑閥體設計避免堵塞的狀況產生。閥瓣被覆高級橡膠，符合飲用水規範。

4 Both inside and outside of the valve are coated with epoxy resin powder.

閥內外均施以環氧樹脂粉體塗裝。

5 Manufacturing standard can be complaint with ISO 7259-1988.

符合生產標準：ISO 7259~1988。

6 F/F (Face to Face) meets the standards as follows:

端距符合下述標準：

GB 12221~1989; ISO 5752~1982, Table 1, Series 3; BS 5163~1986.

7 Flange design meets the standards as follows:

法蘭設計符合下述標準：

GB/ T17241.6-1998; ISO 7005.2-1998; EN 1092.2-1997; ANSI B16.1

APPLICATION 適用範圍

Suitable for water supply, wastewater emission, sewage treatment process, cooling/ hot water circulation system, air conditioning, fire extinguishing and irrigation system.

清水供應、廢水排放、污水處理、冷熱水交換系統、空調系統、消防系統及灌溉系統。

TECHNICAL DATA 規格說明

Size range 尺寸範圍：
DN50 ~ DN1200 mm

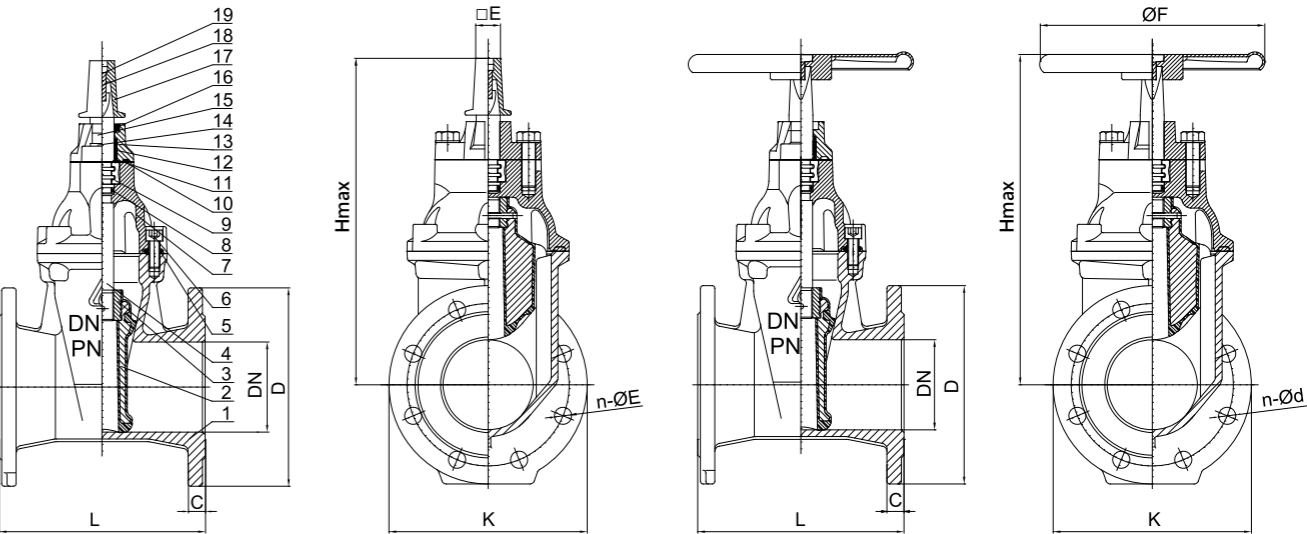
Pressure rating 壓力等級：
10, 16, 20, 25 Kg/cm²

Working Temp 流體溫度：
-10° ~ 80°C

Flange standard 法蘭標準：
PN10 / PN16 / PN20 / JIS 10K / ANSI 150-LB

PARTS LIST & MATERIAL 構造材質

NO.	Part Names	部 位	Material	材 質	Standard
1	Body	閥體	Ductile Iron	球墨延性鑄鐵	ASTM A536
2	Disc	閥瓣	DI+ Rubber	球墨延性鑄鐵被覆橡膠	ASTM A536+EPDM/NBR
3	Disc Nut	閥瓣螺帽	Bronze	青銅	ASTM C51900
4	Stem	閥桿	Stainless steel	不銹鋼	AISI 410/304/316L
5	Gasket	墊片	Rubber	橡膠	EPDM/NBR
6	Bolts	螺栓	Carbon Steel / Stainless Steel	碳鋼/不銹鋼	Commercial/AISI 304
7	Bonnet	閥蓋	Ductile Iron	球墨延性鑄鐵	ASTM A536
8	O-ring	O 型環	Rubber	橡膠	NBR
9	Thrust Bearing	自潤軸承	DI / Bronze	球墨延性鑄鐵/青銅	ASTM A536/ASTM C83600
10	O-ring	O 型環	Rubber	橡膠	NBR
11	O-ring	O 型環	Rubber	橡膠	NBR
12	Bushing	襯套	Nylon	尼龍	PA
13	Gland	填料函	Ductile Iron	球墨延性鑄鐵	ASTM A536
14	Washer	華司	Carbon Steel / Stainless Steel	碳鋼/不銹鋼	Commercial/AISI 304
15	Bolts	螺栓	Carbon Steel / Stainless Steel	碳鋼/不銹鋼	Commercial/AISI 304
16	Wiper Ring	防塵墊圈	Rubber	橡膠	NBR
17	Cap / Handwheel	傳動帽/手輪	Ductile Iron / Carbon Steel	球墨延性鑄鐵/碳鋼	ASTM A536/Commercial
18	Bolt	螺栓	Carbon Steel / Stainless Steel	碳鋼/不銹鋼	Commercial/AISI 304
19	Washer	華司	Carbon Steel / Stainless Steel	碳鋼/不銹鋼	Commercial/AISI 304



DIMENSION 尺寸表

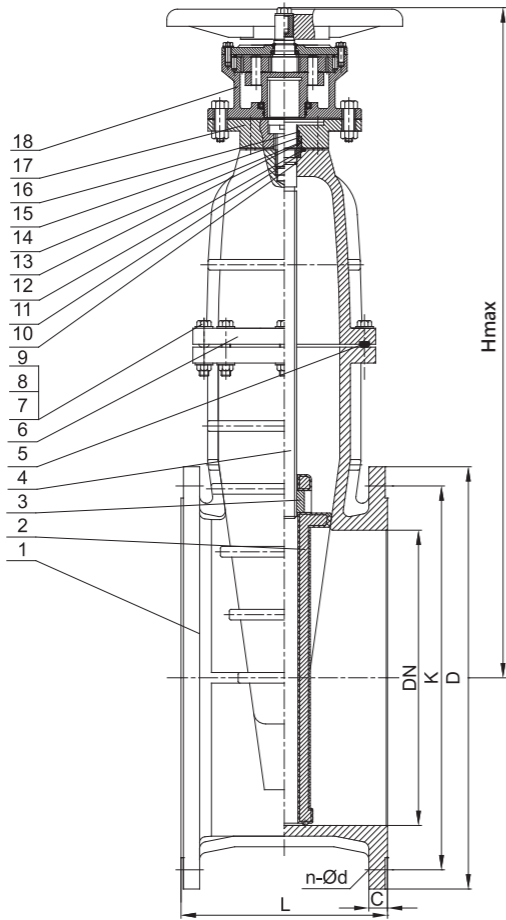
Unit : mm													
DN	Model/No.	L	H _{max}	D		K		n-Ød		C		□E	ØF
				PN10	PN16	PN10	PN16	PN10	PN16	PN10	PN16		
50	RVH(C)X-0050	178	220	165		125		4-Ø19		19		30	150
65	RVH(C)X-0060	190	245	185		145		4-Ø19		19		30	150
80	RVH(C)X-0080	203	275	200		160		8-Ø19		19		30	200
100	RVH(C)X-0100	229	330	220		180		8-Ø19		19		30	250
125	RVH(C)X-0125	229	343	250		210		8-Ø19		19		30	250
150	RVH(C)X-0150	267	405	285		240		8-Ø23		19		30	300
200	RVH(C)X-0200	292	510	340		295		8-Ø23	12-Ø23	20		30	360
250	RVH(C)X-0250	330	615	405	350	355		12-Ø23	12-Ø28	22		30	360
300	RVH(C)X-0300	356	695	460	400	410		12-Ø23	12-Ø28	24.5		30	360
350	RVH(C)X-0350	381	786.5	520	460	470		16-Ø26	16-Ø28	24.5		30	360
400	RVH(C)X-0400	406	800	580	515	525		16-Ø26	16-Ø31	24.5		45	450
450	RVH(C)X-0450	432	980	650	565	585		20-Ø26	20-Ø31	25.5		45	450
500	RVH(C)X-0500	457	1055	670	620	650		20-Ø26	20-Ø34	26.5		45	550
600	RVH(C)X-0600	508	1206	780	770	770		20-Ø30	20-Ø37	30		45	550

RVG- RESILIENT SEATED GATE VALVES

彈性座封

PARTS LIST & MATERIAL 構造材質

NO.	Part Names	部 位	Material	材 質	Standard
1	Body	閥體	DUCTILE IRON	球墨延性鑄鐵	BS2789.500/7
2	Disc	閥瓣	DUCTILE IRON / EPDM	球墨延性鑄鐵/被覆橡膠	BS2789/BS2494
3	Stem Nut	軸桿螺帽	BRASS	青銅	
4	Stem	閥桿	STAINLESS STEEL	不銹鋼	SS420
5	Gasket	墊片	EPDM	橡膠	BS2494
6	Bonnet	閥蓋	CARBON STEEL	碳鋼	BS2789.500/7
7	Bonnet Bolt	閥蓋螺栓	DUCTILE IRON	球墨延性鑄鐵	A3
8	Washer	華司	CARBON STEEL	碳鋼	A3
9	Nut	螺帽	CARBON STEEL	碳鋼	A3
10	O-ring	O 型環	EPDM	橡膠	BS2494
11	Locating Ring	固定環	BRASS	青銅	
12	Minipad	小墊片	TFL	鐵氟龍	
13	O-ring	O 型環	EPDM	橡膠	BS2494
14	O-ring	O 型環	EPDM	橡膠	BS2494
15	Seal Ring	密封環	BRASS	青銅	
16	Dust Ring	防塵套	EPDM	橡膠	BS2494
17	Gland	填料蓋	DUCTILE IRON	球墨延性鑄鐵	BS2789.500/7
18	Wheel Gear Box	減速機&手輪			



DIMENSION 尺寸表

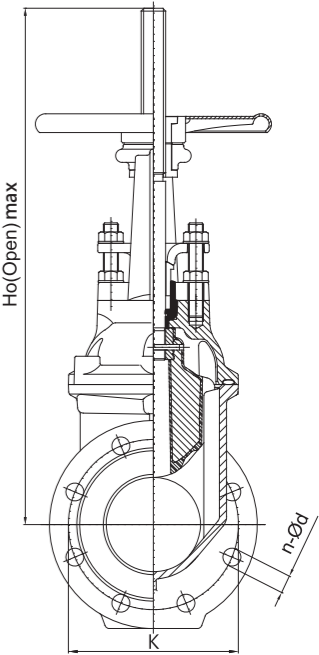
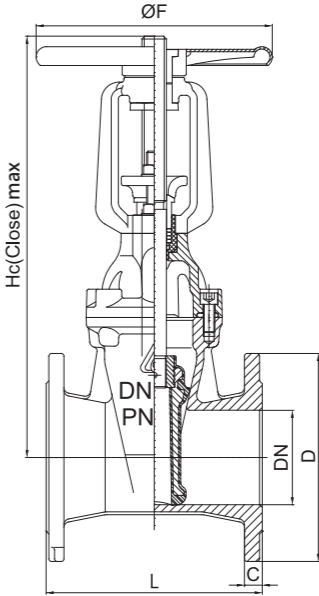
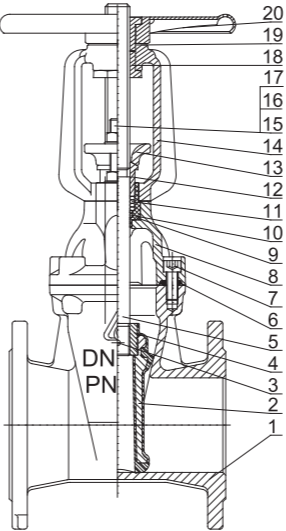
DN	Model/No.	L	Hmax	D		K		n.Ød		C		ØF
				PN10	PN16	PN10	PN16	PN10	PN16	PN10	PN16	
400	RVGX-0400	406	930	565	580	515	525	16-Ø28	16-Ø31	24.5	28	450
450	RVGX-0450	432	1170	615	640	565	585	20-Ø28	20-Ø31	25.5	30	450
500	RVGX-0500	457	1250	670	715	620	650	20-Ø28	20-Ø34	26.5	31.5	550
600	RVGX-0600	508	1410	780	840	725	770	20-Ø31	20-Ø37	30	36	550
700	RVGX-0700	610	1630	895	910	840	840	24-Ø31	24-Ø37	32.5	39.5	630
800	RVGX-0800	660	1805	1015	1025	950	950	24-Ø34	24-Ø41	35	43	630
900	RVGX-0900	711	1910	1115	1125	1050	1050	28-Ø34	28-Ø41	37.5	46.5	630
1000	RVGX-1000	811	2160	1230	1255	1160	1170	28-Ø37	28-Ø44	40	50	630
1100	RVGX-1100	914	2116	1340	1355	1270	1270	32-Ø37	32-Ø44	42.5	53.5	630
1200	RVGX-1200	960	2450	1455	1485	1380	1390	32-Ø41	32-Ø50	45	57	630

RR- RESILIENT SEATED GATE VALVES

彈性座封

PARTS LIST & MATERIAL 構造材質

NO.	Part Names	部 位	Material	材 質	Standard
1	Body	閥體	Ductile Iron	球墨延性鑄鐵	ASTM A536
2	Disc	閥瓣	DI+Rubber	球墨延性鑄鐵被覆橡膠	ASTM A536+EPDM/NBR
3	Pin	固定銷	Stainless steel	不銹鋼	AISI 304/316L
4	Disc Nut	閥瓣螺帽	Bronze	青銅	ASTM C 51900
5	Stem	閥桿	Stainless steel	不銹鋼	AISI 410/304/316L
6	Gasket	墊片	Rubber	橡膠	EPDM/ NBR
7	Bolt	螺栓	Carbon Steel / Stainless Steel	碳鋼/不銹鋼	Commercial/AISI 304
8	Bonnet	閥蓋	Ductile Iron	球墨延性鑄鐵	ASTM A536
9	O-ring	O型環	Rubber	橡膠	NBR
10	O-ring	O型環	Rubber	橡膠	NBR
11	O-ring	O型環	Rubber	橡膠	NBR
12	Press Bushing	閥桿套環	Carbon Steel Zincification	鍍鋅碳鋼	Commercial
13	Gland	填料函	Ductile Iron	球墨延性鑄鐵	ASTM A536
14	Yoke	聯結軛	Ductile Iron	球墨延性鑄鐵	ASTM A536
15	Bolt	螺栓	Carbon Steel / Stainless Steel	碳鋼/不銹鋼	Commercial/AISI 304
16	Nuts	螺帽	Carbon Steel / Stainless Steel	碳鋼/不銹鋼	Commercial/AISI 304
17	Washer	華司	Carbon Steel / Stainless Steel	碳鋼/不銹鋼	Commercial/AISI 304
18	Stem Nut Couple	閥桿螺帽組合	Bronze	青銅	ASTM C83600
19	Washer	華司	Brass	黃銅	ASTM C34500
20	Handwheel	手輪	Carbon Steel / DI	碳鋼/球墨延性鑄鐵	Commercial



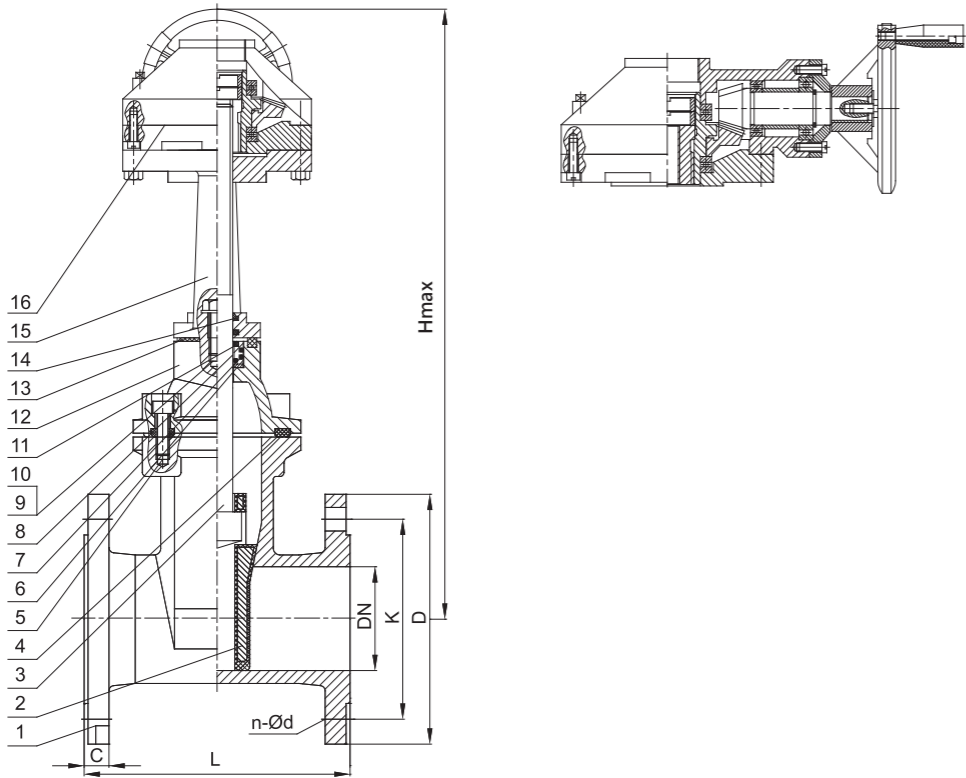
DIMENSION 尺寸表

DN	Model/No.	L	D		K		n-Ød		C		Hc(max)	Ho(max)	ØF
			PN10	PN16	PN10	PN16	PN10	PN16	PN10	PN16			
50	RRHX-0050	178	165		125		4-Ø19		19		306	362	150
65	RRHX-0065	190	185		145		4-Ø19		19		311	393	150
80	RRHX-0080	203	200		160		8-Ø19		19		386	467	200
100	RRHX-0100	229	220		180		8-Ø19		19		445	546	250
125	RRHX-0125	229	250		210		8-Ø19		19		470	573	250
150	RRHX-0150	267	285		240		8-Ø23		19		608	759	300
200	RRHX-0200	292	340		295		8-Ø23	12-Ø23	20		745	946	360
250	RRHX-0250	330	405	350	355		12-Ø23	12-Ø28	22		902	1153	360
300	RRHX-0300	356	460	400	410		12-Ø23	12-Ø28	24.5		1034	1335	360

RRG- RESILIENT SEATED GATE VALVES

彈性座封
PARTS LIST & MATERIAL 構造材質

NO.	Part Names	部 位	Material	材 質	Standard
1	Body	閥體	Ductile Iron	球墨延性鑄鐵	BS2789.500/7
2	Disc	閥瓣	Ductile Iron / EPDM	球墨延性鑄鐵/被覆橡膠	BS2789/BS2494
3	Stem	閥桿	Stainless Steel	不銹鋼	SS420
4	Gasket	墊片	EPDM	橡膠	BS2494
5	Bolt	螺栓	Carbon Steel	碳鋼	A3
6	Washer	華司	TFL	鐵弗龍	
7	O-ring	O型環	EPDM	橡膠	BS2494
8	Seal Ring	座封	Brass	黃銅	
9	Bolt	螺栓	Carbon Steel	碳鋼	A3
10	Washer	華司	Carbon Steel	碳鋼	A3
11	O-ring	O型環	EPDM	橡膠	BS2494
12	Bonnet	閥蓋	Ductile Iron	球墨延性鑄鐵	BS2789.500/7
13	Washer	華司	TFL	鐵弗龍	
14	Dust Ring	防塵套	EPDM	橡膠	BS2494
15	Yoke	聯結軛	Ductile Iron	球墨延性鑄鐵	BS2789.500/7
16	Wheel Gear Box	手輪			

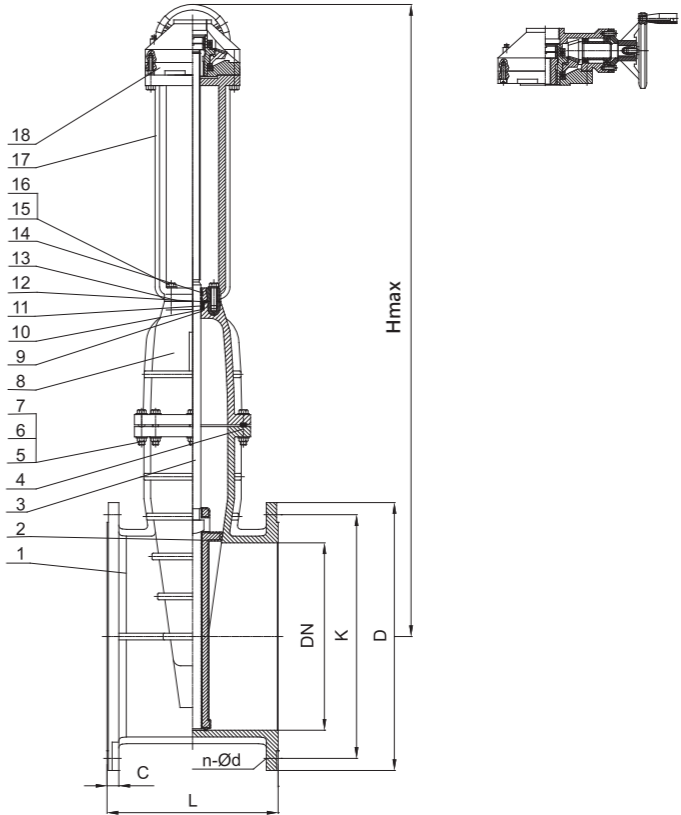


DIMENSION 尺寸表

DN	Model/No.	Unit : mm											
		D		K		L		C		Hmax		n-Ød	
		PN10	PN16	PN10	PN16	PN10	PN16	PN10	PN16	PN10	PN16	PN10	PN16
350	RRGX-0350	505	520	460	470	381		24.5	26.5	1310		16-Ø23	16-Ø28
400	RRGX-0400	565	580	515	525	406		24.5	28	1440		16-Ø28	16-Ø31
450	RRGX-0450	615	640	565	585	432		25.5	30	1530		20-Ø28	20-Ø31
500	RRGX-0500	670	715	620	650	457		26.5	31.5	1660		20-Ø28	20-Ø34
600	RRGX-0600	780	840	725	770	508		30	36	1930		20-Ø31	20-Ø37

PARTS LIST & MATERIAL 構造材質

NO.	Part Names	部 位	Material	材 質	Standard
1	Body	閥體	Ductile iron	球墨延性鑄鐵	BS2789.500/7
2	Disc	閥瓣	Ductile iron / EPDM	球墨延性鑄鐵/被覆橡膠	BS2789/BS2494
3	Stem	閥桿	Stainless Steel	不銹鋼	SS420
4	Gasket	墊片	EPDM	橡膠	BS2494
5	Bonnet Bolt	閥蓋墊片	Carbon Steel	碳鋼	A3
6	Washer	華司	Carbon Steel	碳鋼	A3
7	Nut	螺帽	Carbon Steel	碳鋼	A3
8	Bonnet	閥蓋	Ductile Iron	球墨延性鑄鐵	BS2789.500/7
9	Gasket	墊片	TFL	鐵弗龍	
10	O-ring	O型環	EPDM	橡膠	BS2494
11	O-ring	O型環	EPDM	橡膠	BS2494
12	Locating Ring	固定環	Brass	黃銅	
13	Gasket	墊片	TFL	鐵弗龍	
14	Dust Ring	防塵套	EPDM	橡膠	BS2494
15	Bolt	螺栓	Carbon Steel	碳鋼	A3
16	Washer	華司	Carbon Steel	碳鋼	A3
17	Yoke	聯結軛	Ductile Iron	球墨延性鑄鐵	BS2789.500/7
18	Wheel Gear Box	減速機 & 手輪			



DIMENSION 尺寸表

DN	Model/No.	Unit : mm											
		D		K		L		C		Hmax		n-Ød	
		PN10	PN16	PN10	PN16	PN10	PN16	PN10	PN16	PN10	PN16	PN10	PN16
700	RRGX-0700	895	910	840		610		32.5	39.5	2150		24-Ø31	24-Ø37
800	RRGX-0800	1015	1025	950		660		35	43	2320		24-Ø34	24-Ø41
900	RRGX-0900	1115	1125	1050		711		37.5	46.5	2490		28-Ø34	28-Ø41
1000	RRGX-1000	1230	1255	1160	1170	811		40	50	2670		28-Ø37	28-Ø44
1200	RRGX-1200	1455	1485	1380	1390	960		45	57	2960		32-Ø41	32-Ø50

FM- RESILIENT SEATED GATE VALVES

FM 防火認證彈性座封

FM-Resilient gate valve (FM RV) is a kind of rubber seated gate valve with fixed nuts and disc, which acquires the FM certificate. This type of valve has the advantages of light operating, not easy to get clogged and corrosive with exceptional resilience and life service.

FM-彈性座封閘閥是一種橡膠閥座閘閥，閥瓣螺帽被固定於閥瓣上。
此閥操作輕便，沒有堵塞及鏽蝕等傳統閘閥之缺點，且具有良好的止水功能和使用壽命。

FEATURES 設計特點

1 Advanced design, light operating, easy to maintain.

操作省力和維護容易的先進設計。

2 Body and cover made of high- grade ductile iron.

閥體和閥蓋使用高級延性球墨鑄鐵製造。

3 Flat bottom design to prevent clogging.

平滑閥體底部設計避免堵塞的狀況產生。

4 Disc is made of high- grade ductile iron; both inside and outside of the valve are covered by high quality rubber (EPDM/NBR)

閥瓣材質使用高級延性鑄鐵，內外均被覆高級橡膠 (EPDM/NBR)。

5 Excellent rigidity, advanced disc design, and light operating.

閥桿剛性強，先進的閥瓣設計，操作輕便、省力。

6 The body of the valve produced by precise casting method can be operational under the high-pressure circumstances.

閥體經嚴謹工法鑄造及品檢，且能夠在高壓下操作。



APPLICATION 適用範圍

This type of valve is applicable to fire extinguishing system and irrigation system.

消防系統及灌溉系統。

TECHNICAL DATA 規格說明

Size range 尺寸範圍：
DN50 ~ DN300 mm

Pressure rating 壓力等級：
10, 16, 20, Kg/cm²

175 PSI - Grooved 溝槽式接頭型；
232 PSI/290 PSI flange valve 法蘭式閥。

Working Temp 流體溫度：
-100 ~ 800C

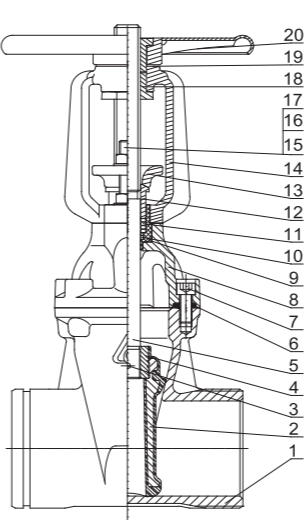
PARTS LIST & MATERIAL 構造材質

FM Grooved / Flange Part List FM 溝槽式 / 法蘭式 構造材質

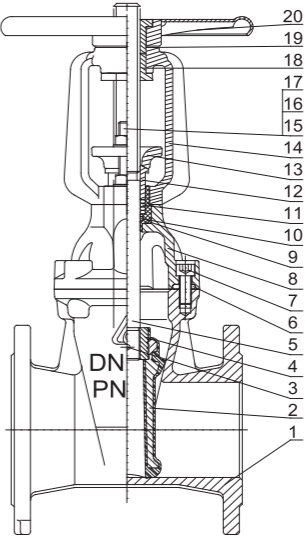
NO.	Part Names	部 位	Material	材 質	Standard
1	Body	閥體	Ductile Iron	球墨延性鑄鐵	ASTM A536
2	Disc	閥瓣	DI+Rubber	球墨延性鑄鐵被覆橡膠	ASTM A536+EPDM
3	Pin	固定銷	Stainless steel	不銹鋼	AISI 304
4	Disc Nut	閥瓣螺帽	Bronze	青銅	ASTM C51900
5	Stem	閥桿	Stainless steel	不銹鋼	AISI 410
6	Gasket	墊片	Rubber	橡膠	EPDM
7	Bolts	螺栓	Carbon Steel	碳鋼	Commercial
8	Bonnet	閥蓋	Ductile Iron	球墨延性鑄鐵	ASTM A536
9	O-ring	O型環	Rubber	橡膠	NBR
10	O-ring	O型環	Rubber	橡膠	NBR
11	O-ring	O型環	Rubber	橡膠	NBR
12	Press Bushing	閥桿套環	Carbon Steel Zincification	鍍鋅碳鋼	Carbon Steel
13	Gland	填料函	Ductile Iron	球墨延性鑄鐵	ASTM A536
14	Yoke	聯結軛	Ductile Iron	球墨延性鑄鐵	ASTM A536
15	Bolts	螺栓	Stainless Steel	不銹鋼	AISI 410
16	Nuts	螺帽	Stainless Steel	不銹鋼	AISI 304
17	Washer	華司	Stainless Steel	不銹鋼	AISI 304
18	Stem Nut	閥桿螺帽	Couple Bronze	青銅	ASTM C83600
19	Washer	華司	Brass	黃銅	ASTM C34500
20	Handwheel	手輪	Carbon Steel / DI	碳鋼/球墨延性鑄鐵	Commercial/DI

FM Cap Part List FM 傳動帽構造材質

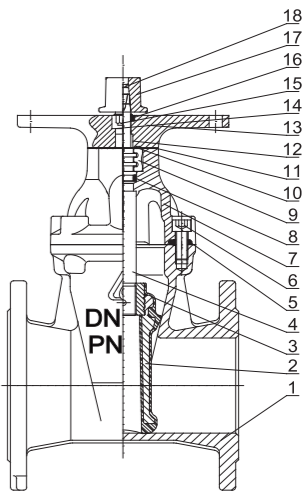
NO.	Part Names	部 位	Material	材 質	Standard
1	Body	閥體	Ductile Iron	球墨延性鑄鐵	ASTM A536
2	Disc	閥瓣	DI+Rubber	球墨延性鑄鐵被覆橡膠	ASTM A536+EPDM
3	Disc Nut	閥瓣螺帽	Bronze	青銅	ASTM C51900
4	Stem	閥桿	Stainless Steel	不銹鋼	AISI 410
5	Gasket	墊片	Rubber	橡膠	EPDM
6	Bolts	螺栓	Carbon Steel	碳鋼	Commercial
7	Bonnet	閥蓋	Ductile Iron	球墨延性鑄鐵	ASTM A536
8	O-ring	O型環	Rubber	橡膠	NBR
9	Thrust Bearing	自潤軸承	Bronze	青銅	ASTM C83600
10	O-ring	O型環	Rubber	橡膠	NBR
11	O-ring	O型環	Rubber	橡膠	NBR
12	Bushing	襯套	Nylon	尼龍	PA
13	Flange	法蘭	Ductile Iron	球墨延性鑄鐵	ASTM A536
14	Washer	華司	Carbon Steel	碳鋼	Commercial
15	Bolts	螺栓	Carbon Steel	碳鋼	Commercial
16	Wiper Ring	防塵墊圈	Ring Rubber	橡膠圈	NBR
17	Cap	傳動帽	Ductile Iron	球墨延性鑄鐵	ASTM A536
18	Bolt	螺栓	Carbon Steel	碳鋼	Commercial



Grooved 溝槽/接頭型



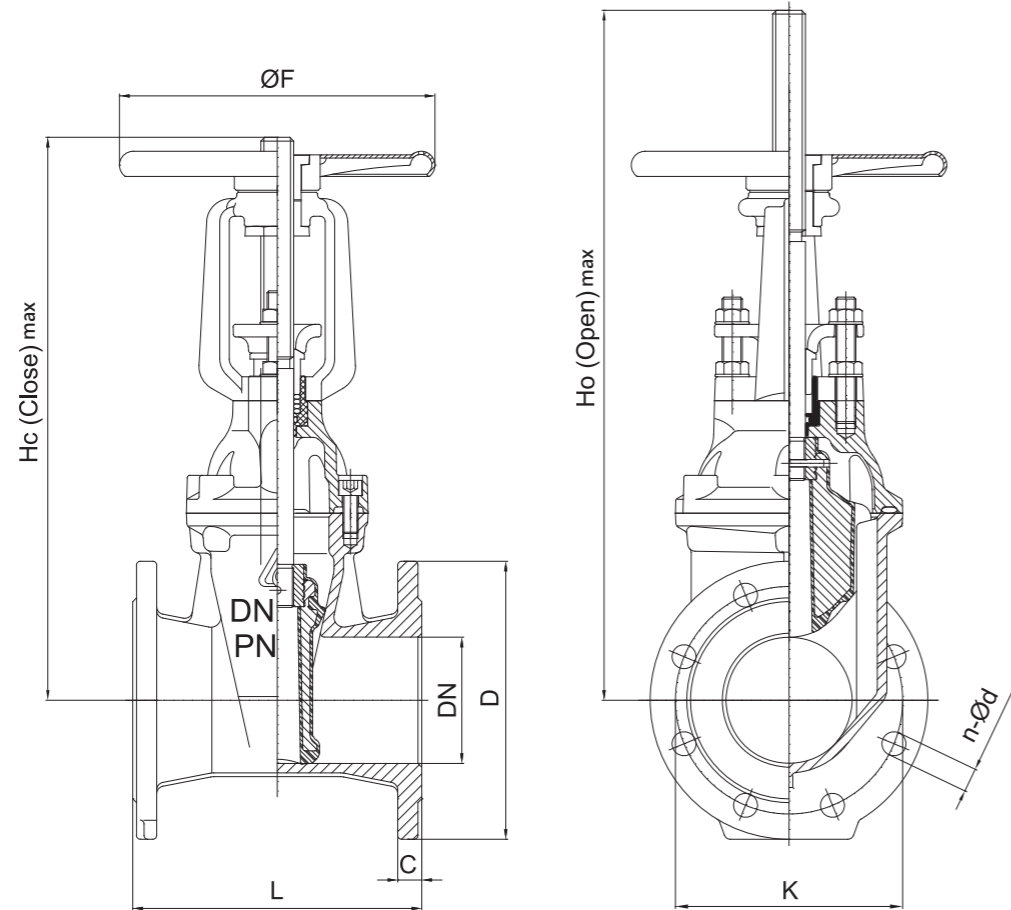
Flange 法蘭型



Cap 傳動帽型



Rising Stem 昇桿式



FM Dimension 尺寸表：PN10 / 16 Unit：mm

DN	Model/No.	L	D		K		C		n-Ød		Hc(max)	Ho(max)	ØF
			PN10	PN16	PN10	PN16	PN10	PN16	PN10	PN16			
50	FRHX-0050-10(16)	178	165	125	19	19	4-Ø19.1	309	376	150			
80	FRHX-0080-10(16)	203	200	160	19	19	4-Ø19.1	378	463	200			
100	FRHX-0100-10(16)	229	220	180	19	19	8-Ø19.1	445	548	250			
150	FRHX-0150-10(16)	267	285	240	19	19	8-Ø22.4	608	763	300			
200	FRHX-0200-10(16)	292	340	295	20	20	8-Ø23 12-Ø23	759	964	360			
250	FRHX-0250-10(16)	330	405	350 355	22	22	12-Ø23 12-Ø28	898	1028	360			
300	FRHX-0300-10(16)	356	460	400 410	24.5	24.5	12-Ø23 12-Ø28	1025	1330	360			

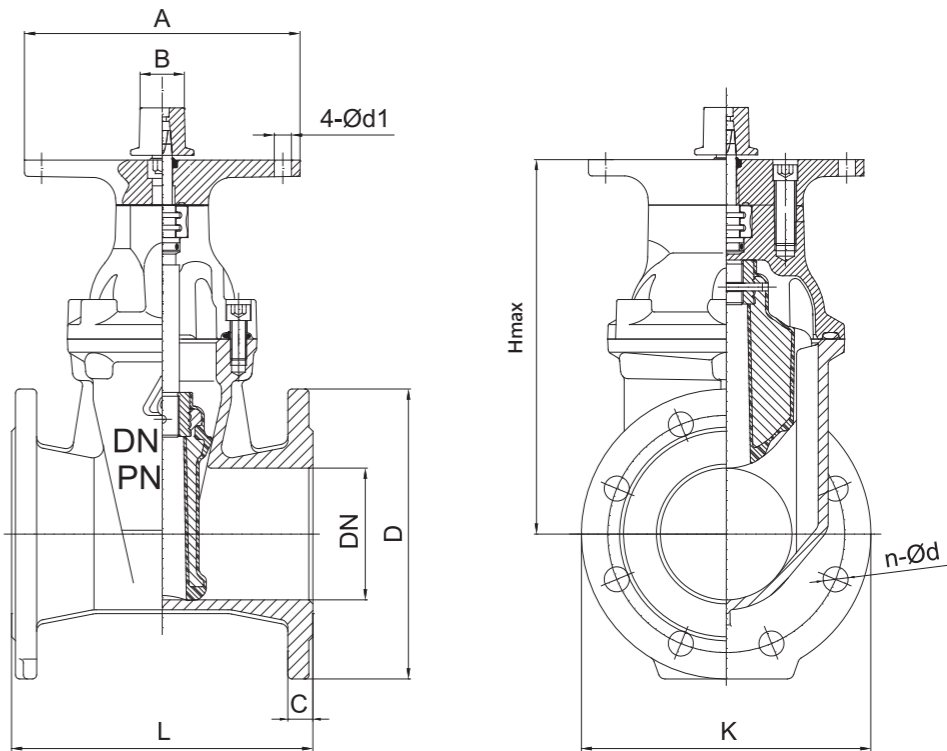
FM Dimension：ANSI 150 LB WP-232PSI / WP-290PSI ONLY FOR 此等級只有尺寸 3", 4", 6", 8" Unit：mm

DN	Model/No.	L	D	K	C	n-Ød	Hc(max)	Ho(max)	ØF
50	FRHX-0050-A1	178	152	120.7	15.7	4-Ø19.1	309	376	150
80	FRHX-0080-A1(A2)	203	191	152.4	19	4-Ø19.1	378	463	200
100	FRHX-0100-A1(A2)	229	229	190.5	23.9	8-Ø19.1	445	548	250
150	FRHX-0150-A1(A2)	267	279	241.3	25.4	8-Ø22.4	608	763	300
200	FRHX-0200-A1(A2)	292	343	298.5	28.5	8-Ø22.4	759	964	360
250	FRHX-0250-A1	330	406	362	30.2	12-Ø25.4	898	1028	360
300	FRHX-0300-A1	356	483	431.8	31.8	12-Ø25.4	1025	1330	360

FM Dimension 尺寸表：PN20 Unit：mm

DN	Model/No.	L	D	K	C	n-Ød	Hc(max)	Ho(max)	ØF
80	FRHX-0080-20	203	191	152.4	19	4-Ø19.1	378	463	200
100	FRHX-0100-20	229	229	190.5	23.9	8-Ø19.1	445	548	250
150	FRHX-0150-20	267	279	241.3	25.4	8-Ø22.4	608	763	300
200	FRHX-0200-20	292	343	298.5	28.5	8-Ø22.4	759	964	360

Non-Rising Stem Gate Valve w/Top Flange
非昇桿式閘閥附上部法蘭



FM Dimension 尺寸表：PN10 / 16 Unit：mm

DN	Model/No.	L	Hmax	D		K		n-Ød		C	A	B	d1
				PN10	PN16	PN10	PN16	PN10	PN16				
80	FRHX-0080-10(16)	203	316	200	160	8-Ø19	19	267	49	19			
100	FRHX-0100-10(16)	229	359	220	180	8-Ø19	19	267	49	19			
150	FRHX-0150-10(16)	267	462	285	240	8-Ø23	19	267	49	19			
200	FRHX-0200-10(16)	292	548	340	295	8-Ø23 12-Ø23	20	267	49	19			
250	FRHX-0250-10(16)	330	652	405	350 355	12-Ø23 12-Ø28	22	267	49	19			
300	FRHX-0300-10(16)	356	728	460	400 410	12-Ø23 12-Ø28	24.5	267	49	19			

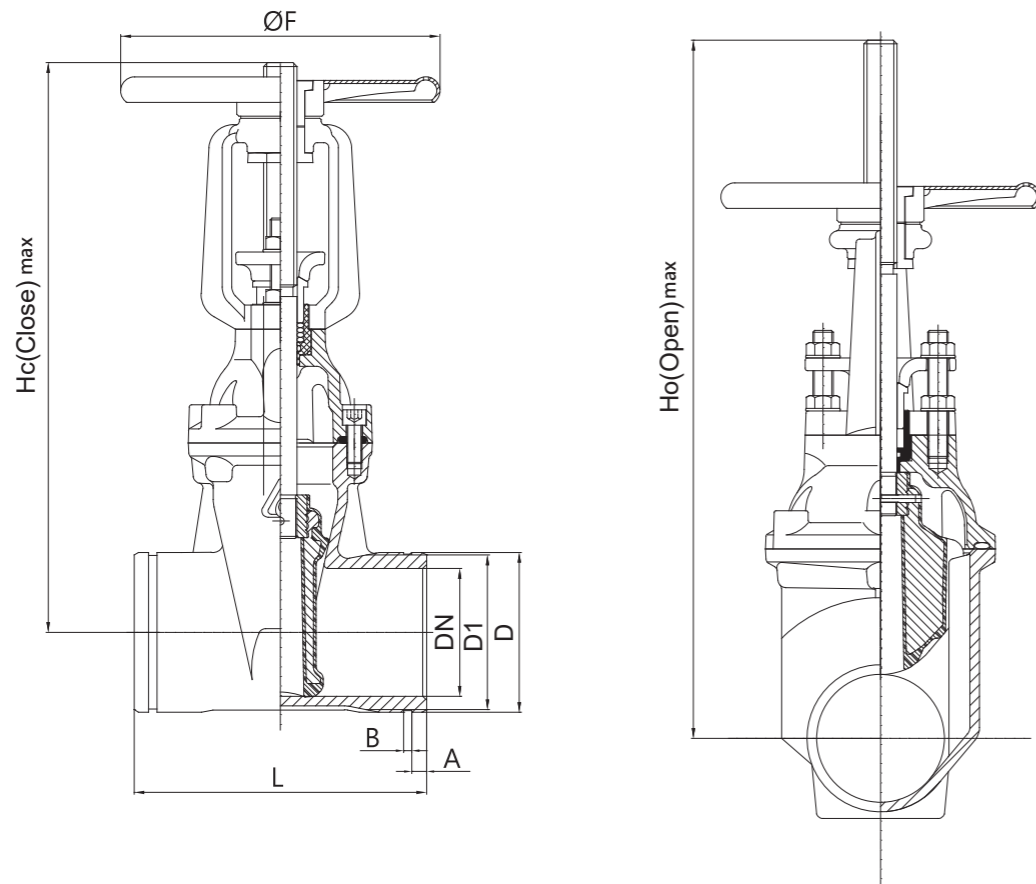
FM Dimension 尺寸表：ANSI 150LB WP-232PSI Unit：mm

DN	Model/No.	L	Hmax	D	K	n-Ød	C	A	B	d1
80	FNCX-0080-A1	203	316	191	152.4	4-Ø19	19	267	49	19
100	FNCX-0100-A1	229	359	229	190.5	8-Ø19	23.9	267	49	19
150	FNCX-0150-A1	267	462	279	241.3	8-Ø22.4	25.4	267	49	19
200	FNCX-0200-A1	292	548	343	298.5	8-Ø22.4	28.5	267	49	19
250	FNCX-0250-A1	330	652	406	362	12-Ø25.4	30.2	267	49	19
300	FNCX-0300-A1	356	728	483	431.8	12-Ø25.4	31.8	267	49	19

RV- RESILIENT SEATED GATE VALVES

彈性座封

Grooved 溝槽/接頭型



FM DIMENSION : GROOVED - WP 175 PSI

FM 尺寸表：溝槽式 - WP 175 PSI

Unit : mm									
DN	Model/No.	L	D	D ₁	A	B	Hc(max)	Ho(max)	ØF
50	FRHG-0050	178	60.3	57.1	15.9	7.9	309	376	150
80	FRHG-0080	203	88.9	84.9	15.9	7.9	378	463	200
100	FRHG-0100	229	114.3	110.1	15.9	9.5	445	548	250
150	FRHG-0150	267	168.3	164	15.9	9.5	608	763	300
200	FRHG-0200	292	219.1	214.4	19	11.1	759	964	360
250	FRHG-0250	330	273.1	268.3	19	12.7	898	1028	360
300	FRHG-0300	356	323.9	318.3	19	12.7	1025	1330	360

RRSX - SIGNAL GATE VALVE

電子傳訊式閘閥

RRSX - SIGNAL GATE VALVE is an automation squirting system which can be used as part of fire distinguishing system. Through the transmitted signal to the control room, the user can monitor the closed/ open status of the valve.

RRSX -可傳訊閘閥用於自動噴水系統來防止火災。
此閥可傳送訊號至控制室，使管理者能透過訊號監控閥的開/關狀態。

FEATURES 設計特點

- 1 Body and cover made of high- grade ductile iron have less weight than CI valve does by 20%- 30%.
閥體和閥蓋使用高級的延性球墨鑄鐵製造，其重量較一般鑄鐵閘閥類輕20%-30%。
- 2 Flat body design to prevent clogging. Disc is covered by high quality rubber by which this valve can satisfy the standard of drinking water.
平滑閥體設計避免堵塞的狀況產生。閥瓣披覆高級橡膠，使設計能符合飲用水規範。
- 3 Both inside and outside of the body are coated with epoxy resin powder.
閥體內外均施以環氧樹脂粉體塗裝。
- 4 Limit switch gets signal from the accuracy signal of electric coil.
由電磁感應線圈傳送訊號至極圈開關。

- 5 Manufacturing standard can be complaint 製造標準符合：ISO 7259 - 1988.

- 6 F/F (Face to Face) meets the standards as follows:
端距符合下述標準：
GB 12221~1989; ISO 5752~1982, Table 1, Series 3; BS 5163~1986.

- 7 Flange design meets the standards as follows:
法蘭設計符合下述標準：
GB/T17241.6-1998; ISO 7005.2-1998; EN1092.2-1997; ANS B16.1



APPLICATION 適用範圍

- 1 This type of valve is applicable to fire extinguishing system and irrigation system.
消防系統及灌溉系統。

TECHNICAL DATA 規格說明

- 1 Size range 尺寸範圍：
DN50 ~ DN600 mm

Pressure rating 壓力等級：
10, 16, 20, 25, Kg/cm2

Working Temp 流體溫度：
-10° ~ 80°C

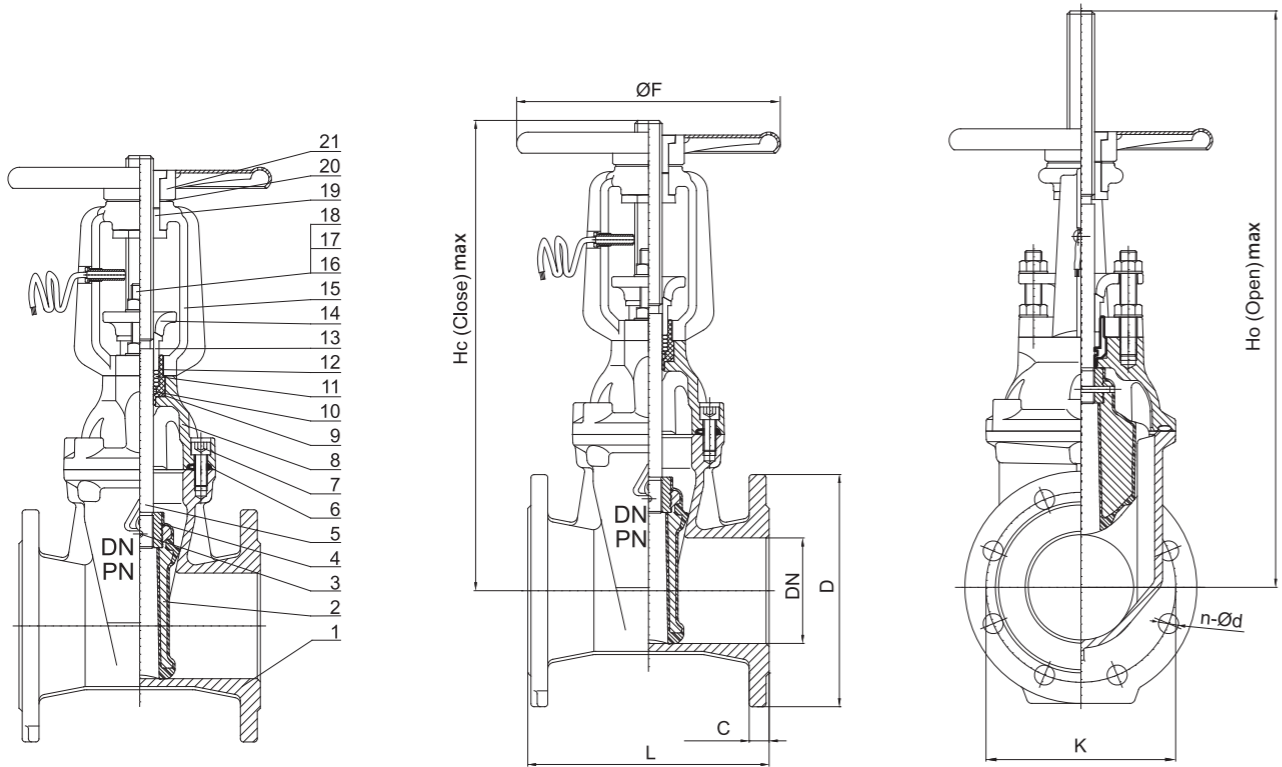
Flange standard 法蘭標準：
PN10 / PN16 / PN20 / JIS 10K / ANSI 150-LB

RRSX - SIGNAL GATE VALVE

可傳訊閘閥

PARTS LIST & MATERIAL 構造材質

NO.	Part Names	部 位	Material	材 質	Standard
1	Body	閥體	Ductile Iron	球墨延性鑄鐵	ASTM A536
2	Disc	閥瓣	DI+Rubber	球墨延性鑄鐵被覆橡膠	ASTM A536+EPDM/NBR
3	Pin	固定銷	Stainless steel	不銹鋼	AISI 304/316L
4	Disc Nut	閥瓣螺帽	Bronze	青銅	ASTM C 51900
5	Stem	閥桿	Stainless steel	不銹鋼	AISI 410/304/316L
6	Gasket	墊片	Rubber	橡膠	EPDM/NBR
7	Bolt	螺栓	Carbon Steel / Stainless Steel	碳鋼/不銹鋼	Commercial/AISI 304
8	Bonnet	閥蓋	Ductile Iron	球墨延性鑄鐵	ASTM A536
9	O-ring	O型環	Rubber	橡膠	NBR
10	O-ring	O型環	Rubber	橡膠	NBR
11	O-ring	O型環	Rubber	橡膠	NBR
12	Press Bushing	閥桿套環	Carbon Steel Zincification	鍍鋅碳鋼	Commercial
13	Gland	填料函	Ductile Iron	球墨延性鑄鐵	ASTM A536
14	Yoke	聯結軛	Ductile Iron	球墨延性鑄鐵	ASTM A536
15	Bolt	螺栓	Carbon Steel / Stainless Steel	碳鋼/不銹鋼	Commercial/AISI 304
16	Nuts	螺母	Carbon Steel / Stainless Steel	碳鋼/不銹鋼	Commercial/AISI 304
17	Washer	華司	Carbon Steel / Stainless Steel	碳鋼/不銹鋼	Commercial/AISI 304
18	Stem Nut Couple	閥桿螺帽組合	Bronze	青銅	ASTM C 83600
19	Signal System	感應裝置	Carbon Steel	碳鋼	Commercial
20	Washer	華司	Brass	黃銅	ASTM C 34500
21	Handwheel	手輪	Carbon Steel / DI	碳鋼/球墨延性鑄鐵	Commercial



DIMENSION 尺寸表

Unit : mm													
DN	Model/No.	L	D		K		n-Ød		C		Hc(max)	Ho(max)	ØF
			PN10	PN16	PN10	PN16	PN10	PN16	PN10	PN16			
50	RRSX-0050	178	165		125		4-Ø19		19		306	362	150
65	RRSX-0065	190	185		145		4-Ø19		19		311	393	150
80	RRSX-0080	203	200		160		8-Ø19		19		386	467	200
100	RRSX-0100	229	220		180		8-Ø19		19		445	546	250
125	RRSX-0125	229	250		210		8-Ø19		19		470	573	250
150	RRSX-0150	267	285		240		8-Ø23		19		608	759	300
200	RRSX-0200	292	340		295		8-Ø23	12-Ø23	20		745	946	360
250	RRSX-0250	330	405	350	355		12-Ø23	12-Ø28	22		902	1153	360
300	RRSX-0300	356	460	400	410		12-Ø23	12-Ø28	24.5		1034	1335	360

ORDERING

訂購方式

RESILIENT SEATED GATE VALVES
彈性座封

MODEL 型式 : **RR S X - 0200 - 10 - D2B**

RV : NON-RISING STEM GATE VALVE
非昇桿式閘閥

RR : RISING STEM GATE VALVE
昇桿式閘閥

OPERATOR 操作方式 :

H : HANDWHEEL 手輪

C : CAP 傳動帽

E : ELECTRICITY 電動

P : PNEUMATIC 氣動

S : ELECTRICAL SIGNAL 電子感應式

G : GEAR BOX 減速機

EXTRA CONNECTION 外部連接 :

FLANGE 法蘭

B : BLUE 藍色

R : RED 紅色

FLANGE & PRESSURE
法蘭&壓力等級 :

10 : PN10

16 : PN16

20 : PN20

25 : PN25

1K : JIS 10K

A1 : ANSI 150-LB

VALVE SIZE 閘尺寸 :

0100 : 100 mm

0200 : 200 mm

FM- RESILIENT SEATED GATE VALVES
FM 防火認證彈性座封

MODEL 型式 : **F R H X - 0150 - 16**

F : FM

R : RISING STEM 昇桿型

N : NON-RISING STEM 非昇桿型

OPERATOR 操作方式 :

H : HANDWHEEL 手輪

C : CAP 傳動帽

END CONNECTION 接合方式 :

X : FLANGE 法蘭式

G : GROOVED 溝槽式

FLANGE & PRESSURE
法蘭&壓力等級 :

10 : PN10

16 : PN16

20 : PN20

25 : PN25

A1 : ANSI 150-LB, WP232PSI

A2 : ANSI 150-LB, WP290PSI

VALVE SIZE 閘尺寸 :

0100 : 100 mm

0200 : 200 mm